

Marine Engine- WP4 Series General Specifications

Bore & Stroke	105x130 mm
Displacement	4.5 L
Cylinder Number	4
Compression ratio	18:1
Fuel System	Mechanical Pump
Aspiration	T/TA
Emission Standard	IMO Tier II



Duty	Model	HP	kW	RPM
P1	WP4C95-18	95	70	1800

Duty	Model	HP	kW	RPM
P1	WP4C120-18	120	88	1800

Standard Equipments

Engine and block

- Cast iron gantry type structure block
- One-piece forged Crankshaft
- Aluminium alloy pistons with gallery oil cooling
- Separate cast iron cylinder heads and wet liners

Cooling system

- Fresh/raw water heat exchanger with integrated thermostatic valves and expansion tank
- Cast-iron centrifugal fresh water pump, mechanically driven by belt
- Self-priming raw water pump, mechanically driven

Lubrication system

- Spin-on full-flow lub oil filter
- Fresh water cooled lube and plate type oil cooler

Optional Equipments

- Different harness length of remote monitor
- Free end PTO

Fuel system

- P-type in-line injection pump
- Dual-skinned fuel pipe with alarm and leakage collector
- Duplex fuel filters replaceable engine running

Intake air and exhaust system

- Washable air filter
- Turbocharger optimized for marine application
- Insulated exhaust manifold and exhaust expansion joint

Electrical system

- 24V electric starter motor and battery charging alternator
- Voyage safeguard monitor and 5m harness

Flywheel and housing

- SAE1 flywheel housing and SAE 14 size flywheel

Certification

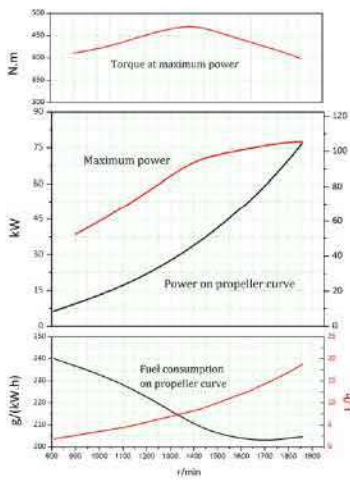
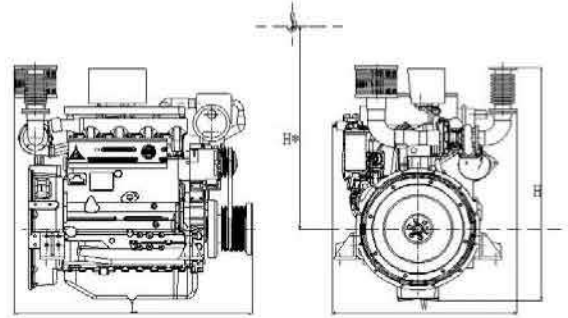
- CCS

- Equipment and factory trial according to Major Classification Societies rules

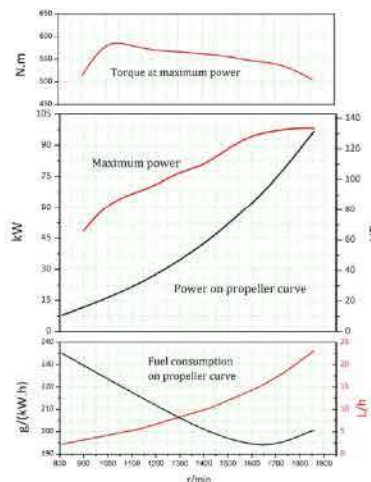
	P1 Duty	P2 Duty	P3 Duty	P4 Duty
Application	Unrestricted continuous	continuous	intermittent	high performance
Engine load variations	Very little or none	continuous	important	very important
Mean engine load factor	80 to 100%	30 to 80%	50%	30%
Annual working time	More than 5000 h	3000 to 5000 h	1000 to 3000h	less than 1000 h
Time at full load	unlimited	8 h each 12 h	2 h each 12 h	1 h each 12 h

Dimensions and Weight

Length	1058 mm
Width	820 mm
Height	1061 mm
Dry Weight	600 kg



WP4C95-18



WP4C120-18

Power definition

Standard ISO 3046/1 -1995(F)

Reference conditions

Ambiant temperature	25 °C
Barometric pressure	100 kPa
Relative humidity	30%
Raw water temperature	25 °C

Fuel oil

Relative density	0,840 ± 0,005
Lower calorific power	42 700 kJ/kg
Consumption tolerances	± 5 %

Lube oil

Recommend grade	CD 15W/40
-----------------	-----------